

Sepic-Miso Based Industrial Application Using Pv System- An Upgraded Efficiencies Below Incongruous Stipulation

Sathya Prishma J¹, AswinKumar R², Kavin R³, Lokesh D⁴

¹Assistant Professor, Department of Electrical and Electronics Engineering, M.Kumarasamy College of Engineering, Thalavapalayam, Karur-639113.

^{2,3,4}Final year student, Electrical and Electronics Engineering (2017-2021), M.Kumarasamy College of Engineering, Thalavapalayam, Karur-639113.

Email: ¹sathyaprishmaj.eee@mkce.ac.in , ²aswinkumarvrk@gmail.com, ³vgpkavin@gmail.com, ⁴lokeshdurainkl@gmail.com

ABSTRACT: A multi-input single-yield (MISO) converter reliant upon a singular completed fundamental inductor converter (SEPIC) is proposed in this paper for photovoltaic (PV) based present day applications. The proposed SEPIC-based MISO's converter will probably overhaul the extraction of available PV power while ensuring ideal power point continuing regardless, when confounding conditions exist a mostly disguising sway, jumbling, dust, developing, or an envelop covering sway (SSE). This current work's key responsibility is improved PV energy extraction under botching conditions, achieving all things considered improved Photovoltaic fan execution.

Keywords: MISO converter, MPPT , mismatching, partial shading, solar photovoltaic industrial application, SEPIC , SSE .

1. INTRODUCTION:

In controlled switch-mode dc power supplies and dc engine drive applications, DC-DC converters are generally utilized. Since the contribution to the converters is regularly an uncontrolled dc voltage got by correcting the line voltage, it can vary because of changes in the greatness of the line voltage. In numerous mechanical applications, a DC voltage esteem as opposed to a fixed DC voltage esteem is required at different levels. Diverse DC voltage levels are utilized to change DC converter circuits at a steady DC voltage level. Contingent upon the setup of the DC converter circuit, diverse info yield voltage esteems are utilized. While picking the converter construction's information and yield voltage esteems, the primary thing to recollect is the converter's information and yield voltage esteems. When utilizing the construction type DC converter, for instance, the yield voltage estimation of the information voltage increments when the ideal worth is higher, yet the yield voltage estimation of the info voltage is lower than the worth utilized when it is essential to limit such DC converter structure. There are a few unique kinds of DC-DC converters. They all have advantages and disadvantages in contrast with each other. Some voltage converters are utilized to limit a portion of the others, while others are utilized to improve and build the decrease. A wide range of designing applications can be effectively executed utilizing DC-DC converters with fluffy rationale control calculations. Fluffy rationale control DC-DC

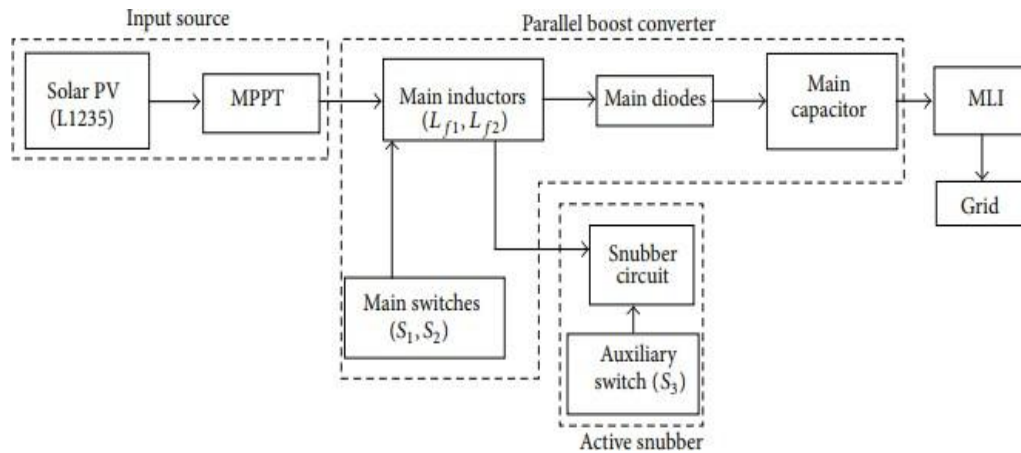
converter with improved execution and lower costs. The utilization of fluffy rationale in relation to the force transformer developed couple with the headway of advanced innovation and computerized control.

2. RESEARCH TERMINOLOGY:

EXISTING SYSTEM:

In existing system Boost Converter for PV application has been implemented. Square outline of a PV-based equal lift converter with a functioning snubber. It's an equal lift converter with a cutting edge dynamic snubber circuit. The three switches utilized are S1, S2, and S3; S1 and S2 are fundamental switches, while S3 is a helper switch. S1 and S2 are taken care of by ZVT and ZCT, separately, while S3 is taken care of by ZCS. This circuit is powered by solar energy. Assume that both main switches (S1 and S2) run at the same time. Major features of parallel boost converter are

- (i) In the proposed converter, soft switching is used by all semiconductors.
- (ii) Key switches S1 and S2 are activated by ZVT and deactivated by the ZCT.
- (iii) Activation and deactivation of secondary switch is by using ZCS.
- (iv) The main switches S1 and S2 do not have any extra current or voltage force.
 - (v) With coupling inductance, a portion of resonant current is passed to the output load according to transformer ratio. As a result, with happy points, there is less current tension on the secondary turn.
 - (vi) Under resistive load conditions, the main switch voltage falls to zero sooner in the ZVT process due to a shorter interval time, but this is not an issue in the ZVT process for the main switch.
- (vii) ZCT on the other hand, has no impact on the mechanism of turning off the main switch.
- (viii) The high-switching frequency of this parallel boost converter is used.
- (ix) Ground is connected to main and auxiliary switches, this converter is simple to operate.
- (x) The use of ZVT and ZCT techniques is the most appealing aspect of this proposed converter.
- (xi) Active snubber circuit can be combined with other normal PWM and switching converters.
- (xii) This proposed converter does not need any additional passive snubber circuits.
 - (xiii) Silicon carbide is used in both primary and auxiliary diodes, there is no issue with reverse recovery.
 - (xiv) The active snubber circuit suggested here can also be used in other DC-DC converters.



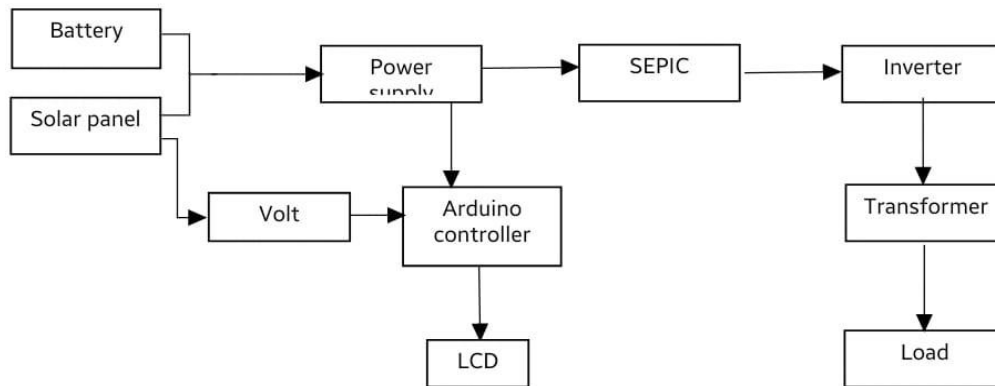
PROPOSED SYSTEM:

The modified SEPIC converter has a novel topology that is well suited to renewable energy and highvoltage devices. As a voltage lift part, a power circuit was added to the traditional SEPIC converter with an additional inductor and capacitor. As a result, parasitic effects of circuit components (MOSFETs/passive elements) are eliminated. Traditional DC-DC boost/SEPIC converters is used in industrial applications. However, with lower output voltage and low performance, they suffer from parasitic effects. These challenges are now overcomes by using a changed SEPIC converter topology to maximise output voltage generation.

The synchronous SEPIC can be used to generate effective outputs that are in the middle of the input voltage spectrum, which is critical for automotive and industrial applications.

This project focuses on using a SEPIC dc-dc converter as a voltage level controller for solar PV systems using the P&O MPPT process. Solar energy produced by solar cells is not directly usable. It is usually stored in the battery and inverter circuit, and it can also be used as an AC source. Furthermore, the solar cell's output voltage and power are influenced by the amount of light and its intensity. If the light intensity is very low, the output voltage can be very low. The solar cell's lower output voltage might not be enough to charge the battery, wasting energy. In this case, a SEPIC intermediate stage converter is used to raise the lower output voltage from the solar cell and to buck the voltage if the light intensity is extremely high.

HARDWARE CONFIGURATION:



SOLAR PANEL:

A sun oriented board is an edge that holds a bunch of electrically associated sun based photovoltaic modules. The expression "photovoltaic module" alludes to a sunlight based cell get together that has been bundled and connected. In business and private applications, the sun powered board might be essential for a bigger photovoltaic gadget to deliver and supply power. Every module's DC yield power is evaluated under standard test conditions (STC) and for the most part fluctuates somewhere in the range of 100 and 320 watts. The space of a module is controlled by its exhibition, given a similar appraised yield: a 8 percent effective 230 watt module will have double the space of a 16 percent proficient 230 watt module. A sun oriented board or exhibit, an inverter, and, at times, a battery and additionally sun based sensor, just as interconnection wiring, make up a photovoltaic gadget.



CAPACITOR:

A capacitor is a two-ended electrical part that stores expected energy in an electric field. "Capacitance" alludes with the impact of a capacitor. While there is some capacitance between any two electrical conduits in nearness in a circuit, a capacitor is a gadget that is explicitly intended to add capacitance to a circuit. It was also called as condenser.



LIQUID CRYSTAL DISPLAY:

A level board show, electronic visual presentation, or video show that utilizes fluid gems' light balancing properties is known as a fluid precious stone showcase (LCD). Light isn't transmitted by fluid gems in any capacity. LCDs can show irregular pictures or fixed pictures that can be appeared or obscured. The two of them utilize similar fundamental advances, with the exemption that irregular pictures are comprised of countless small pixels, though different presentations have bigger segments. A LCD is an ease, minimized screen. In view of the implanted regulator, cooperating with a microcontroller is simple (the dark mass on the rear of the board). Since this regulator (HD 44780) is regular across numerous presentations, numerous microcontrollers (counting the Arduino) have libraries that render showing messages as straightforward as composing a solitary line of code



ATMEGA328:

The transcendent Atmel 8-cycle AVR RISC-based microcontroller unites 32KB ISP streak memory with read-while-make limits, 1KB EEPROM, 2KB SRAM, 23 all around important I/O lines, 32 thoroughly supportive working registers, three versatile clock/counters with explore modes, inner and outside barges in on, progressive programmable USART, and inside and outer intrudes. 6-channel 10-

digit A/D converter (8-facilitates in TQFP and QFN/MLF packs), programmable guard canine clock with interior oscillator, and five programming selectable force saving modes. The framework works with a voltage degree of 1.8 to 5.5 volts. The system works with a voltage extent of 1.8 to 5.5 volts. The system achieves throughputs advancing toward 1 MIPS for each MHz by executing extraordinary rules in a singular clock cycle, changing force use and getting ready speed. Atmel's ATmega328 is a solitary chip microcontroller that is essential for the mega AVR succession.



INVERTER:

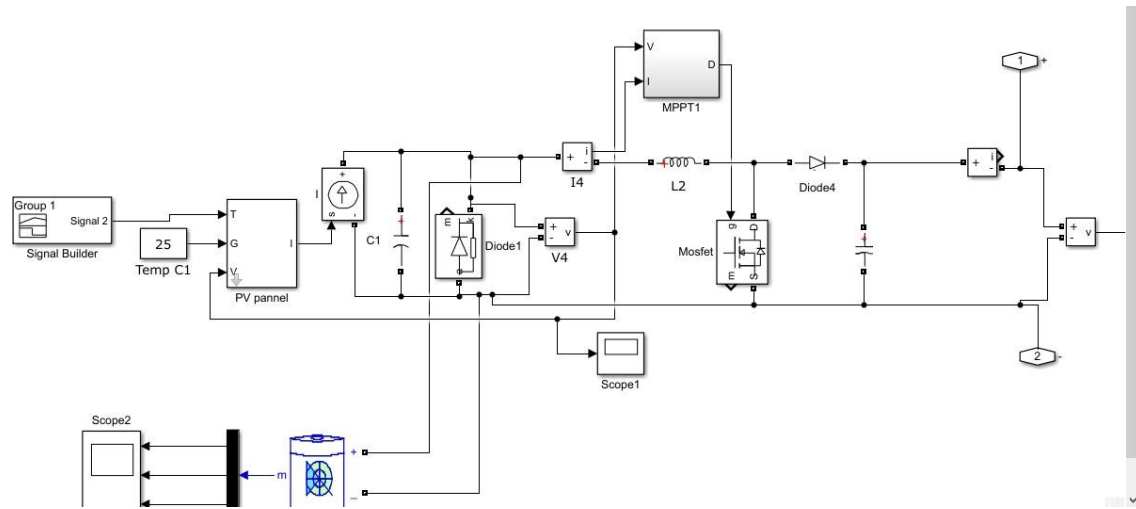
An electronic framework or hardware that converts direct current (DC) to exchanging current (AC) is known as a force inverter. The framework or hardware's design decides the information voltage, yield voltage, recurrence, and generally power taking care of.. The inverter doesn't create any force; all things being equal, the DC source gives it. A force inverter might be totally electronic or a blend of mechanical and electronic hardware (like a rotational device).

AC FAN:

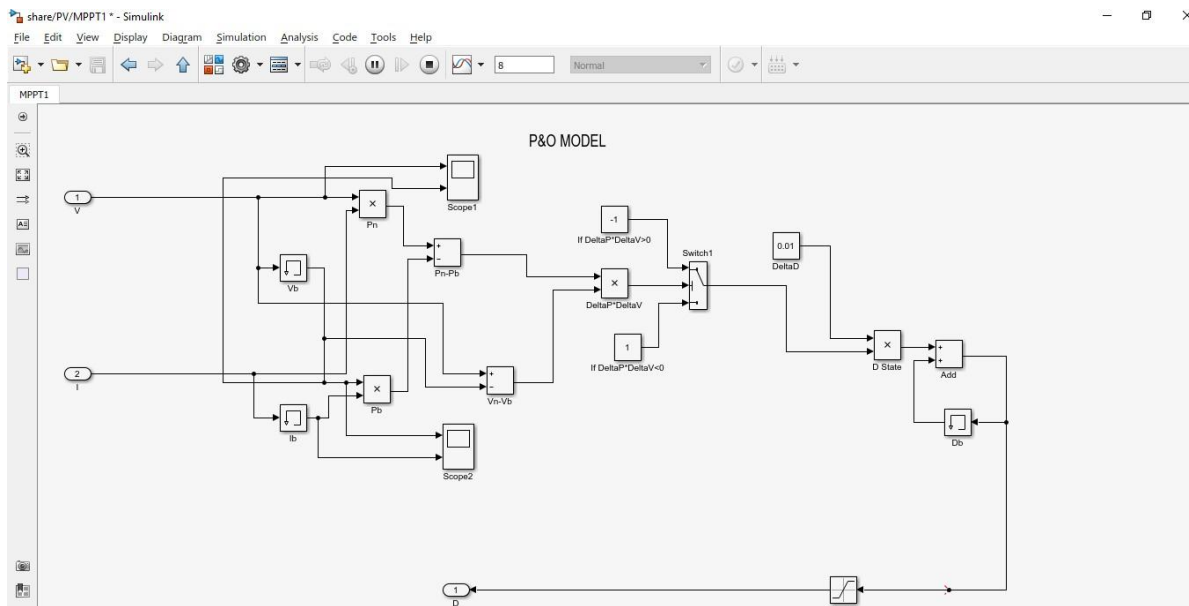
Alternating current fans, or AC fans, are operated by a voltage that alternates between positive and negative values. This changing voltage has a sinusoidal form in general. The typical size and frequency of this sinusoidal voltage vary around the world, and include 100VAC, 120VAC, 200VAC, 220VAC, 230VAC, or 240VAC, as well as 50Hz or 60Hz frequency (cycles per second).



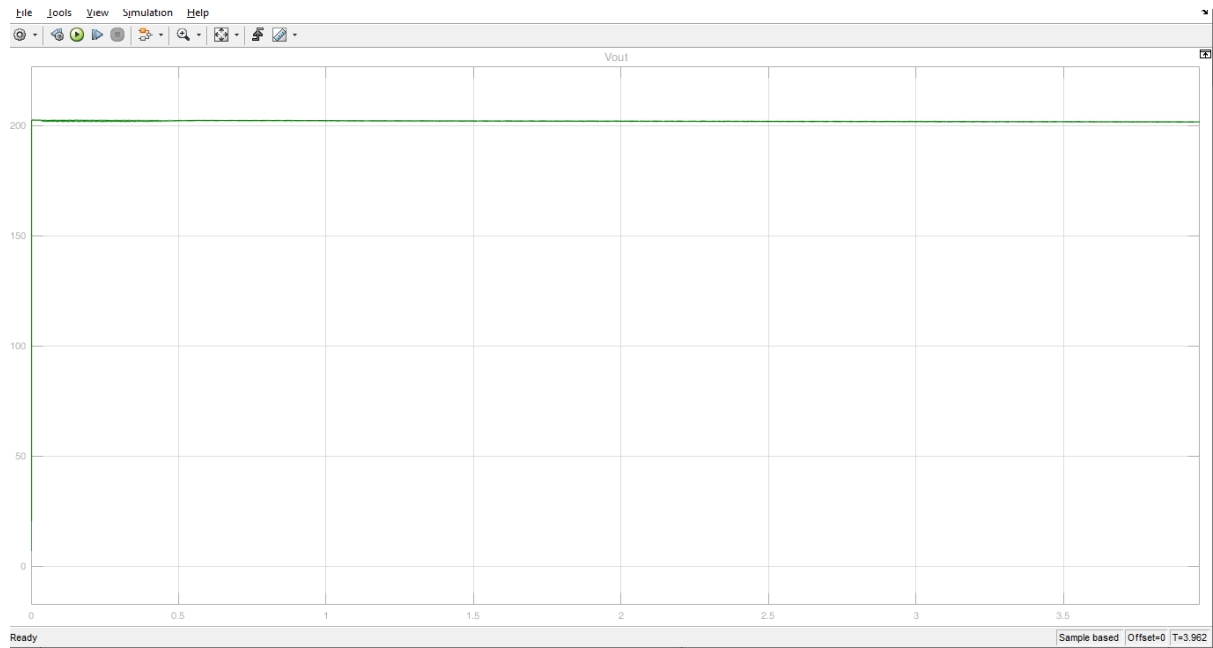
SIMULATION RESULTS:



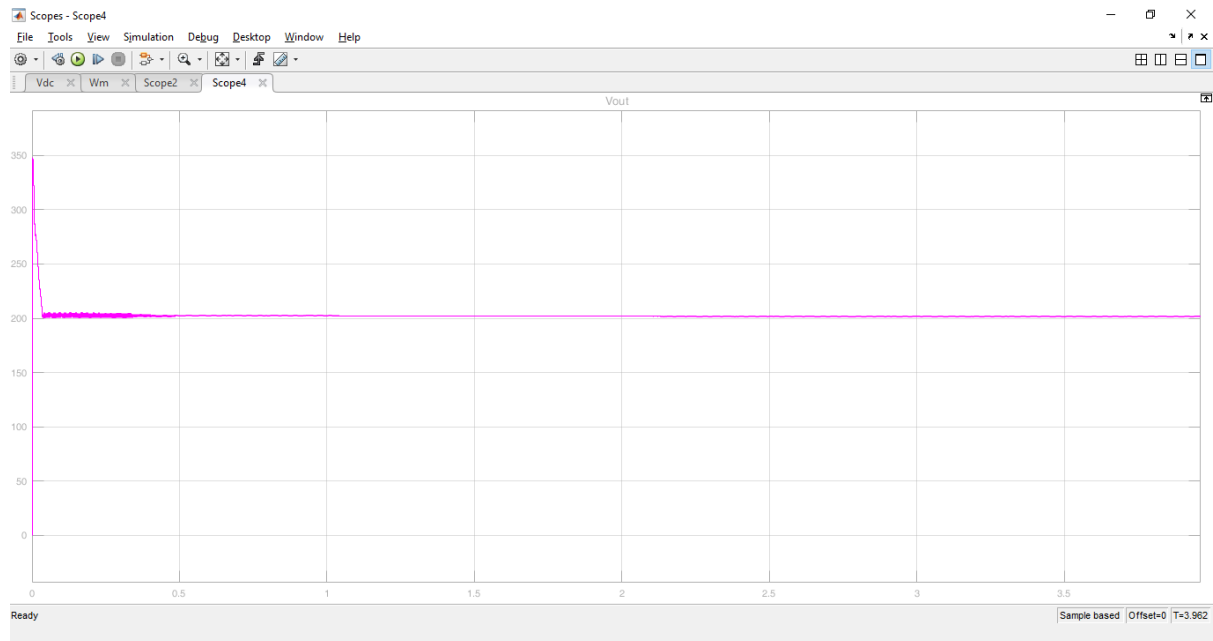
MPPT:



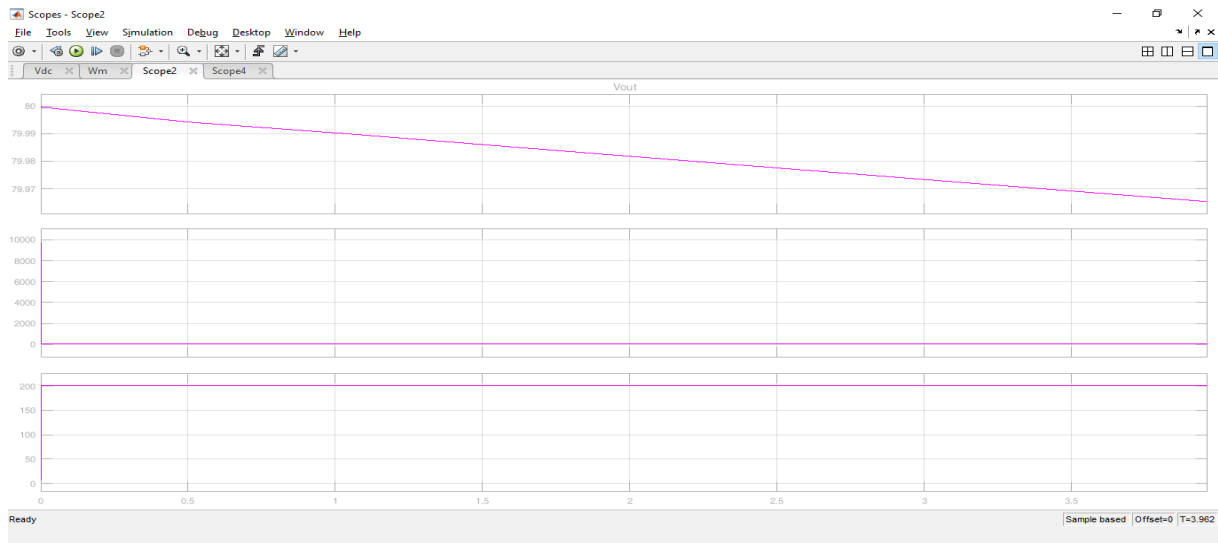
INPUT VOLTAGE:




BOOST VOLTAGE:



BATTERY VOLTAGE AND SOC:



FABRICATED PROTOTYPE KIT:



3. CONCLUSION:

This paper proposes a SEPIC-MISO-based PV mechanical application to build PV power extraction at the DC transport and accordingly by and large PV modern framework effectiveness under both uniform and non-uniform working conditions. Reproduction brings about both uniform and non-uniform conditions approve the proposed gadget's MPPT activity. In contrast with the SEPIC-based concentrated PV framework, the proposed framework extricates an extra 110 W PV control at the DC transport. The advantages of the proposed SEPIC-MISO based PV modern applications structure are reliant upon the level of befuddling, and it will be more valuable in PV mechanical applications where non-uniform working conditions are more common. A thorough exploratory confirmation test-drill is expected to additionally investigate and comprehend the constraints and practicality of the proposed framework arrangement.

4. REFERENCES:

- [1] N. Cherukupalli, "Renewables Can Help Transform Lives in Rural Areas [Point of View]," in Proceedings of the IEEE, vol. 103, no. 6, pp. 862-867, June 2015. doi: 10.1109/JPROC.2015.2425836.
- [2] Waqas Hassan & Farrukh Kamran (2018) A hybrid PV/utility powered irrigation Industrial applications for rural agricultural areas, Cogent Engineering, 5:1, DOI: 10.1080/23311916.2018.1466383.
- [3] J. Teng, W. Huang, T. Hsu and C. Wang, "Novel and Fast Maximum Power Point Tracking for Photovoltaic Generation," in IEEE Transactions on Industrial Electronics, vol. 63, no. 8, pp. 4955- 4966, Aug. 2016. doi: 10.1109/TIE.2016.2551678.
- [4] L. Bouselham, M. Hajji, B. Hajji and H. Bouali, "A MPPT-based ANN controller applied to PV pumping system," 2016 International Renewable and Sustainable Energy Conference (IRSEC), Marrakech, 2016, pp. 86-92. doi: 10.1109/IRSEC.2016.7983918.
- [5] Mudlapur, V. V. Ramana, R. V. Damodaran, V. Balasubramanian and S. Mishra, "Effect of Partial Shading on PV Fed Induction Motor Water Pumping Systems," in IEEE Transactions on Energy Conversion, vol. 34, no. 1, pp. 530-539, March 2019. doi: 10.1109/TEC.2018.2876132.
- [6] Sellami, K. Kandoussi, R. El Otmani, M. Eljouad, A. Hajjaji and F. Lakrami, "Improvement of perturb and observe method for PV array under partial shading conditions," 2016 International Renewable and Sustainable Energy Conference (IRSEC), Marrakech, 2016, pp. 75-79. doi: 10.1109/IRSEC.2016.7983885.
- [7] Tomar and S. Mishra, "CMPVI-Based MIDO Scheme Under SSE for Optimum Energy Balance and Reduced ROI," in IEEE Transactions on Sustainable Energy, vol. 9, no. 3, pp. 1318-1327,

- [8] July 2018. doi: 10.1109/TSTE.2017.2782685.
- [9] V. Gali and P. B. Amrutha, "Fast dynamic response of SEPIC converter based photovoltaic DC motor drive for water pumping system," 2016 International Conference on Circuit, Power and Computing Technologies (ICCPCT), Nagercoil, 2016, pp. 1-5. doi: 10.1109/ICCPCT.2016.7530298.
- [10] Y. Amarnath, A. K. Mishra and B. Singh, "SRM driven solar irrigation pumping system utilizing modified dual output SEPIC converter," 2018 IEEMA Engineer Infinite Conference (eTechNxT), New Delhi, 2018, pp. 1-6. doi: 10.1109/ETECHNXT.2018.8385292.
- [11] Tomar and S. Mishra, "PV energy benefit estimation formulation for PV water pumping system," 2017 4th IEEE Uttar Pradesh Section International Conference on Electrical, Computer and Electronics (UPCON), Mathura, 2017, pp. 44-48. doi: 10.1109/UPCON.2017.8251020.
- [12] Tomar, S. Mishra and C. N. Bhende, "Techno-economical analysis for PV based water pumping system under partial shading/mismatching phenomena," 2016 IEEE 7th Power India International Conference (PIICON), Bikaner, 2016, pp. 1-6. doi: 10.1109/POWERI.2016.8077391.
- [13] Tomar, S. Mishra and C. N. Bhende, "AOMH–MISO Based PV– VCI Irrigation System Using ASCIM Pump," in IEEE Transactions on Industry Applications, vol. 54, no. 5, pp. 4813-4824, Sept.-Oct. 2018.
- [14] Tomar and S. Mishra, "Multi-input single-output DC-DC converter based PV water pumping system," 2016 IEEE 1st International Conference on Power Electronics, Intelligent Control and Energy Systems (ICPEICES), Delhi, 2016, pp. 1-5.
- [15] Tomar, S. Mishra and C. N. Bhende, "Modified MISO DC-DC converter based PV water pumping system," 2016 IEEE 7th Power India International Conference (PIICON), Bikaner, 2016, pp. 1- 6.
- [16] S. A. K. Mozafari Niapoor, S. Danyali and M. B. B. Sharifian, "PV power system based MPPT Z-source inverter to supply a sensorless BLDC motor," 2010 1st Power Electronic & Drive Systems & Technologies Conference (PEDSTC), Tehran, Iran, 2010, pp. 111-116.