

# An Effective Model Of Person Re-Identification From Spatio Temporal Features Using Hs Algorithm And Sm Method

D.Yuvaraj<sup>1</sup>, K.S. Chandru<sup>2</sup>, Dr. K. Saravanan<sup>3</sup>

<sup>1,2</sup>Assistant Professor of Computer Science and Engineering. Bannari Amman Institute of Technology, Sathyamangalam, Tamilnadu. India

<sup>3</sup>Professor, Department of Computer Science and Engineering. India.

Email: <sup>1</sup>yuvarajdk@bitsathy.ac.in, <sup>2</sup>chandruks@bitsathy.ac.in,  
<sup>3</sup>Saravanankumarasamy@gmail.com

**ABSTRACT:** A significant function in video observation and forensics evidences are considered by Person re-identification. With the help of pictures and video clips so many person re-identification requirements cases are performed. The picture and video are commonly done to speak to different highlights, and there regularly exist large variations among frames of each video. There is several public safety and security applications are used by Person re-identification. In the existing system the use of DR- KISS (Dual Regularized KISS) is to suppress effect of large Eigen values in two evaluated covariance matrices. Anyhow the DR-KISS metric learning faces an issue. In order to solving this existing issue of matching performance with the matching rate and increased signal to noise ration an algorithm used namely Horn-Schunck algorithm through Optical flow energy model is our proposed one by extract spatio features. At initial, the Optical Flow Energy Model is offered to separate attribute vector that encodes the spatially and transiently adjusted appearance of the person. In Horn-Schunck algorithm the error rate of changes in human movements and discover the speed of moving action are reduced. At the end, Individuals re-Matching method. So as to coordinate the person on foot pictures dependent on the striking nature likelihood map with appearance coordinating similarities. Pictures of the same person are mapped by reducing the salience matching cost. The presentation of proposed spatio transient highlights extraction for Person Re- identification is examined against with the accompanying measurements, for example, Person mapping ratio, Signal-to-noise ratio and Person correlation time regarding number of tests people groups.

**Keywords:** Dual Regularized KISS (DR-KISS), Horn-Schunck algorithm, Fisher Vector Learning model.

## 1. INTRODUCTION

Lately, Digital camcorders have appended to Personal Computer's have widely utilized for numerous framework. Presently, visual monitoring is generally do by people. In future, programmed visual observation frameworks assume a critical function in keep up lastly removes human watchers[1]. As of late, the individual re- identification issue got one of the major noticeable part undertakings in video monitoring[2]. Just data about personalities of

followed people license the framework to totally mine semantic data about view activities.

Person re-identification (re-id) is the system of visually mapping pictures of the same person, gained from various cameras sees designated through non-covering areas of conceivable significant separations and time contrasts.

### 1.2 CONTRAST ENHANCEMENT IN IMAGE PROCESSING

Image Processing is a system which is used to convert original image into digital form by performing certain operations[3]. From an image processing, we can enhance the image or extract some information. Image enhancement is a technique which is used in wide applications in which the image is important one. There are some certain conditions involved in the Image enhancement technique[4]. Difference is the factor in individual calculation of picture quality. It controls messaging and planning data accumulated during the cycle of survey. In both analog digital images the variance denotes the value of color or gray scale presents among many image features for the differentiation. The shine of an image will fix its ranges[5]. Picture containing higher differentiation exhibits a bigger level of shading or dim scale distinction than the low difference. The differentiation variety changes the last phase of image. With the help of display device the feature color making condition in image is used under the Contrast enhancement.

In image processing application the Contrast development plays a vital role which includes display based images (LCD), natural digital photography and remote sensing[6]. There are two techniques are classified in the Contrast development.

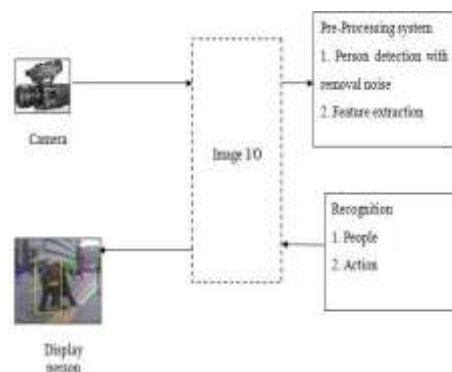
- Point wise operators used Context-sensitive approach
- Point operators used Context-free approach

In context-sensitive approach, the rate of change in intensity among adjacent pixels is calculated by this contrast. The value of contrast increased measured by changing the local waveform on pixel through pixel forms.

Another approach called context-free contrast enhancement, it doesn't adjust the neighbourhood waveform on a pixel through pixel premise. Instead, the class of setting free difference upgrade strategies acknowledges the measurable methodology.

### 1.1 FEATURE EXTRACTION ALGORITHM

For the accurate data set the feature extraction helps by providing number of various resources from the large data set. A person's appearance feature is measured by the existing algorithm[7][8][9][10]. The color features (can attain easily) and texture features with



significant information are made a person's visible by this feature extraction algorithm.

Fig. 1 Outline of the System

As a final result of this algorithm may made color features combined texture features are extracted[11]. Color features are in different form with different factors which includes namely surface mirroring and brightening conditions. In each color component the dissimilar color features that comprise Mean Value, Standard Deviation Value was estimated.

In fig. 1, during person extraction from the background and computes shape and color features are measured by the pre-processing module which receives an image from the camera[12]. Based on the similar features, the person's specification and pose are identified in the recognition module.

## **2. EXISTING SYSTEM**

### *2.1 PROBLEM IDENTIFICATION*

In the existing system the use of DR- KISS (Dual Regularized KISS) is to suppress effect of large Eigen values in two evaluated covariance matrices also it could be major issue[13]. With this regard, the DR-KISS method cannot be straightforwardly using unordered and not fixed size sets of different features from local were combined with combination features[14]. Therefore, person re-identification failed to perform accurately because of very limited training set of learning metrics.

### *2.2 OBJECTIVE*

In order to solve the above issue, Spatiotemporal features using Saliency Matching and Horn-Schunck Fisher Vector Learning is proposed for Person Re-identification[15]. To extract spatio features with reduced signal to noise ratio, Optical Flow Energy Model via Horn-Schunck algorithm is introduced[16]. To detect the changes in human expressions with noise removal, Horn-Schunck algorithm is implemented. For achieving temporal feature extraction, Graph-based model is employed via Fisher Vector Learning[17][23]. In order to enhance the person re-identification rate with minimum cost, Saliency Feature Matching is provided to match the same person in multiple human actions.

## **3. PROPOSED SYSTEM**

### *3.1 OVERVIEW*

For person's re-identification, the spatio-temporally stable boundaries across frames are utilized in optical flow model. Related changes in image intensities are done through optical flow[18]. The averaged energy of optical flows in different frames in optical flow energy model is accepted with minimum false acceptance rate by discovering discriminative spatio-temporal feature[19]. Then, graph-based model is exploited by Fisher Vector Learning. To find the dissimilarities of the appearance of each human action, Fisher vectors are extracted on low-level feature descriptors[20]. For achieving efficient match processing with minimum cost, feature modeling and matching methods are implemented to select the most representative features with better image quality.

### *3.2 FUNCTION*

Saliency matching is used to re-identification of a person's spatio-temporal representations from video sequences of pedestrians[21]. Here the Person re-identification which specifies the task of matching people across camera views by walking person[22]. Saliency matching is adjoined with patch matching to solve the disorder issue in pedestrian images. In saliency matching the cost is reduced by the images of the same person are identified. The matching method is removing any implicit assumptions on sequence alignment and enhances the performance of person re-identification.

#### 4. IMPLEMENTATION

### Person Re-identification exploiting spatiotemporal features using Saliency Matching and Horn-Schunck Fisher Vector Learning

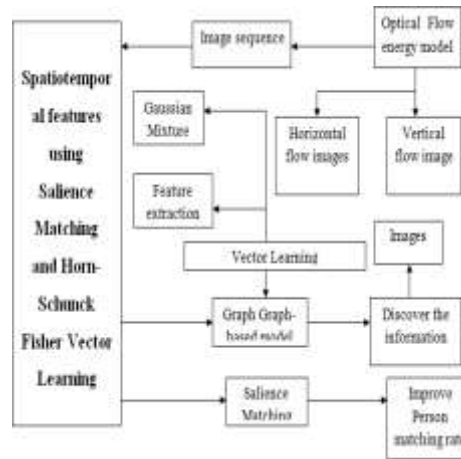


Fig. 2 Architecture Diagram for Spatiotemporal features for person re-identification Spatiotemporal features for person re-identification is provided three modules following as

- 4.1 Optical Flow Energy Model for spatio feature extraction
- 4.2 Graph-based Model for temporal feature extraction
- 4.3 Person re-identification

#### 4.1 *Optical Flow Energy Model for spatio feature extraction*

The object, object feature point and view camera are the important pattern of relative motion in optical flow. Optical flow model is equipped with the spatio-temporal model for person re-identification. Here the horizontal flow images and Vertical flow images are provided with every two consecutive samples is evaluated resulting in the image sequence which is taken. Here the variable length in image sequence which includes number of image frames. In general the normally walking person and action primitives performed by the person are split into small parts from the image sequence is the work proposed in this system. To find the spatio-temporally human action units by joining the temporal segmentation with implemented design. By using more realistic video sequences issues were solved by human action recognition.

In Optical flow energy, Horn-Schunck algorithm is used for finding out the changes in human expressions and discovers the speed of moving objects with minimum false acceptance rate. The optical flow via Horn-Schunck algorithm is calculated as a global energy to attain the spatio features which is then tried to be limited for two dimensional image streams. Horn-Schunck calculation is acquired the global energy work for two dimensional picture streams at various samples. By non-fixed or un-ordered size methods can improved the extraction rate with other combination features were concatenated on this algorithm.

#### 4.2 *Graph-based Model for temporal feature extraction*

The Graph-based model is equipped for temporal feature extraction using Fisher Vector Learning. At initial, each human body-action unit separated by Feature extraction and model training are carried out. Maximum informative gallery persons are discovered by the graph-based. Different phases of the provided samples are split into a couple of segments with respect to temporal dimension. In graph based model, more samples are available related to multiple images of a person are temporally related. In efficient feature extraction under

Gaussian Mixture which extracts the spatial features using fisher Vector Learning model. Fisher Vector Learning model is used to explore differentiate spatio temporal features with similar metrics which improves the performance for spatio-temporal. An extraction mechanism is named as feature vector which encodes the spatially and temporally aligned appearance of the person in a walking with cycle/bike. Low level feature descriptors extracted from the Fisher vectors and it differentiate the appearance of each human action. Some parameters named color, texture and gradient information called local descriptor which equip with the low-level feature. By using Gaussian Mixture Models in each color component obtains from different color features with the help of following named Mean Value, Standard Variance, Prior probability and posterior probability of local descriptor. Fisher vectors are found out and separated in every unit connected into last representation and essential adjusts both spatially and temporally changed individuals of dynamic appearance. Such a representation describes a person's appearance during an action hence covers a large variety of poses and actions.

#### 4.3 Person re-identification

Person re identification (re-id) is a key feature that illustrates the person image with minimum sensitive to huge inter-camera variations, also it provides robust features under extraction are done by so many re-identification methods. Here a person is identified as a object and it identifies with various identifying images at different views from moving cameras at different places. By calculating the person re-identification is done with various parameters such as feature selection, feature weighting and distance metric learning are calculated. Here we are applying the algorithm called Saliency Likelihood algorithm used to mapping with the pedestrian images. Many disjoint cameras which yields the result of matching pedestrians across many cameras is unique and reliable information. Human saliency is estimated depending on construct trustworthy correspondence. There are two types of saliency namely Unsupervised Saliency and supervised Saliency learned from human saliency. To assume patch matching to avoid the issues of misalignment in pedestrian images as well as patch saliency is calculated. The term saliency matching with person matching rate performs person re-identification using spatio-temporal representations by image sequences of pedestrians.

To start with, two sample images are considered to get saliency labels for all samples under Salient Likelihood algorithm. Saliency matching score is determined as linear correspondence function by performing person matching operation through expectation maximization measurement. Saliency matching score is calculated by the identified all saliency labels used to find the person matching.

Finally, prioritize the images in a right order which provides the samples according to the term named expectation maximization. Saliency Feature Matching rate has increased in better way by the useful information in person re-identification using Human saliency distributions. The person re-identification rate is improved with minimum person matching time by the saliency matching approach.

#### **Algorithm for Spatiotemporal features using Saliency Matching and Horn-Schunck Fisher Vector Learning for Person Re-identification**

**Input:** Number of sample images in databases and references data set

**Output:** Improved person re-identification rate

**Begin:**

**Step 1:** To perform spatio-temporal feature extraction

**Step 2:** Measure Optical Flow Energy images for each two consecutive frames

**Step 2.1:** Horizontal flow images

**Step 2.2:** Vertical flow images

- Step 3:** Measure Euler Lagrange equation (L) for obtaining whole energy function
- Step 4:** Measure similarity metrics for spatio-temporal
- Step 5:** To Measure Fisher vector learning for all human actions detection
- Step 5.1:** Compute Mean, Variance and Prior probability of Gaussian Mixture model
- Step 5.2:** Compute Posterior probability of local descriptor
- Step 6:** Measure human salience
- Step 7:** Considering two test images for person matching
- Step 8:** Measure expectation of the salience matching score
- Step 9:** Measure salience probability map to match the pedestrian images
- Step 10:** To obtain person re-identification based on required query images
- End**

## 5. RESULTS

The performance measure of the proposed spatiotemporal features using Saliency Matching and Horn-Schunck Fisher Vector Learning is conducted.

### Performances metrics

- Person matching rate
- Signal-to-noise ratio
- Person matching time
- Person matching rate

The person matching rate is defined as the different between the numbers of images that are correctly matched to the total number of input images. The person matching rate is measured in terms of percentages (%).

$$\text{Person matching rate} = \frac{\text{number of images that are correctly matched}}{\text{total number of images}} * 100$$

Number of Images	Person matching rate (%)	
	Existing DR-KISS method	Proposed Spatio-temporal feature extraction for Person Re-identification
20	22	29
40	26	36
60	31	41
80	35	46
100	42	51

Table 1. Number of Images Vs Person Matching Rate (%)

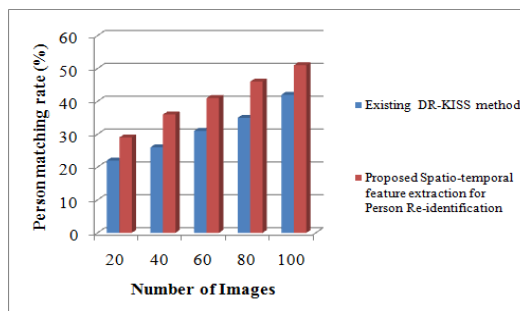


Fig. 3 Measure of Person Matching Rate

Fig. 3 Illustrate the Person matching rate. X axis represents the Number of images whereas Y axis denotes the Person matching rate using both the existing Dual Regularized KISS (DR-KISS) method and proposed spatiotemporal feature extraction for Person Re-identification. When Number of images increased, Person matching rate gets increased accordingly. But, comparatively the Person matching rate is increased. The Person matching rate is illustrated using the existing DR-KISS and proposed spatiotemporal feature extraction for Person Re-identification. Figure 3 Shows better performance of proposed spatiotemporal feature extraction for Person Re-identification than existing DR-KISS. The spatiotemporal feature extraction achieves 22 to 24 % high performance.

**Signal-to-noise ratio**

Signal-to-noise ratio (SNR) is defined as to finding the difference between the original image sizes and the person re-identification. The Signal-to-noise ratio is obtained by

$$SNR = \text{Original image size} - \text{re\_identification images size}$$

Signal-to-noise ratio is measured in terms of decibels (dB).

Number of Images	Signal-to-noise ratio (dB)	
	Existing DR-KISS method	Proposed Spatio-temporal feature extraction for Person Re-identification
20	15	12
40	21	16
60	26	21
80	30	26
100	35	32

Table 2. Number of images Vs Signal-to-noise ratio (SNR)

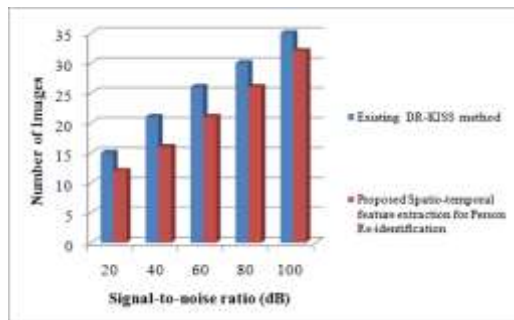


Fig. 4 Measure of Signal-to-noise ratio (dB)

Fig. 4 Show the Person matching rate. X axis signifies the Number of images whereas Y axis indicates the Signal-to-noise ratio using both the existing Dual Regularized KISS (DR-KISS) method and proposed spatiotemporal feature extraction for Person Re-identification. When Number of images increased, Signal-to-noise ratio also increased consequently. But, comparatively the Signal-to-noise ratio is reduced. The Signal-to-noise ratio is demonstrated using the existing DR-KISS and proposed spatiotemporal feature extraction for Person Re-identification. Figure: 4 Shows better performance of proposed spatiotemporal feature extraction for Person Re-identification than existing DR-KISS. The spatiotemporal feature extraction for Person Re-identification achieves 18 to 22 % high performance of Signal-to-noise ratio when compared with existing method.

### Person Matching Time

The total amount time taken for matching two test images for person re-identification image based on different image size is used to find out the Person matching time. It is measured in terms of (ms).

$$\text{Person matching time} = n * \text{Time (matching two test images)}$$

Number of Images	Person matching time (ms)	
	Existing DR-KISS method	Proposed Spatio-temporal feature extraction for Person Re-identification
20	33.21	25.33
40	39.23	29.36
60	42.29	35.41
80	46.32	39.45
100	51.35	42.48

Table 3 Number of Images Vs Person Matching Time



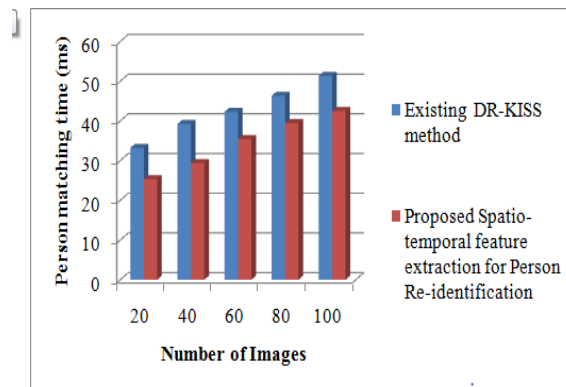


Fig. 5 Measures of Person matching time (ms)

Figure 5 Display the Person matching time. X axis represents the Number of images whereas Y axis signifies the Person matching time using both the existing Dual Regularized KISS (DR-KISS) method and proposed spatiotemporal feature extraction for Person Re-identification. When Number of images increased, Person matching time also increased accordingly. But, comparatively the Person matching time is reduced. The Person matching time is explained by the existing DR-KISS and proposed spatiotemporal feature extraction for Person Re-identification. Show better performance of proposed spatiotemporal feature extraction. The spatiotemporal feature extraction is reduced Person matching time by 23 to 25% of high performance when compared with existing method.

## 6. CONCLUSION AND FUTURE ENHANCEMENTS

Person Re-identification from the spatiotemporal feature extraction is the new proposed system. At first, finding the differences in the human expressions with less false acceptance rate by the Optical Flow Energy Model which implemented to mine feature vector with the support of Horn-Schunck algorithm. And then the Fisher Vector Learning is used to extract the temporal feature with the support of Graph-based model. Similarity metrics and reduces the Signal-to-noise ratio in the discriminative spatio temporal features explored by this Fisher Vector Learning model. A fixed length of feature vector is calculated from the extracted body-action units to appearance of a walking person. At last, matching process done by the Saliency Feature Matching from the pedestrian images based on the saliency probability map with appearance matching similarities with improving the person re-identification rate the matching time is reduced. Therefore, with the minimum saliency cost a person reduced matching time is also done.

Future enhancement can be done with improving model's differences and it's invariant properties. In addition, find out better results to the multiple person re-identifications and false acceptance reduction will lead to enhancements at required level in overall performance of vision applications leveraging multiple cameras with non-overlapping field.

## 7. REFERENCES

- [1].Antonios Oikonomopoulos et al., "Spatiotemporal localization and categorization of human actions in unsegmented image sequences", IEEE Trans. on Image Processing, volume No. 20, Issue No. 4, Pages. 1126-1140 (2011).
- [2].Bryan Prosser et al., "Full-body person recognition system", Pattern Recognition 36, Pages: 1997 – 2006 (2003).

- [3]. Bryan Prosser, Wei-Shi Zheng, Shaogang Gong and Tao Xiang, ‘Person Re-Identification by Support Vector Ranking’, BMVC, Pp 1-11 (2014) .
- [4]. Chalekar, KT & Yengntiwar, TS July, ‘Image contrast enhancement by using optimal contrast–tone mapping method’, International Journal of Advanced Research in Computer Science and Software Engineering, volume. 4, no. 7, Pages. 1120-1125 (2014).
- [5]. Hanli Wang and Yun Yi, “Tracking Salient Keypoints for Human Action Recognition,” IEEE International Conference on Systems, Man, and Cybernetics, Pages: 3048-3053 (2015).
- [6]. Hanqing Jiang, Guofeng Zhang, Huiyan Wang, and Hujun Bao , ‘Spatio-Temporal Video Segmentation of Static Scenes and Its Applications’, IEEE Transactions on Multimedia, Volume 17, Issue 1, January 2015, Pages 3-15.
- [7]. Huy Tho Ho, and Rama Chellappa, “Pose-Invariant Face Detection using Markov Random Fields”, IEEE Transactions on Image Processing, Volume 22, Issue 4, April 2013, Pages 1573-1584.
- [8]. Izaquiel L. Bessas, Flavio L. C. Padua, Guilherme T. de Assis, Rodrigo T. N. Cardoso and Anisio Lacerda, “Automatic and online setting of similarity thresholds in content-based visual information retrieval problems”, EURASIP Journal on Advances in Signal Processing, Springer, Volume 32, 2016.
- [9]. Johanna Carvajal, Conrad Sanderson, Chris McCool and Brian C. Lovell, “Multi-Action Recognition via Stochastic Modelling of Optical Flow and Gradients”, Pages: 1-6, 2015.
- [10]. Mian, AS, Bennamoun, M & Owens, R.A 2006, ‘Automatic 3D Face Detection, Normalization and Recognition’, Proceedings of Third International Symposium 3D Data Processing, Visualization and Transmission, pp.735-742.
- [11]. N. Radha, A. Shahina and A. Nayeemulla Khan, “A Person Identification System Combining Recognition of Face and Lip- Read Passwords”, Intl. Conference on Computing and Network Communications (CoCoNet'15), December 2015, Pages 882-885
- [12]. Najib Ben Aoun, Mahmoud Mejdoub, and Chokri Ben Amar, “ Graph-based approach for human action recognition using spatio-temporal features”, Journal of Visual Communication and Image Representation 25(2), January 2013.
- [13]. P. N Chatur, R. M. Shende, “Simple Review on Content Based Video Images Retrieval”, International Journal of Engineering Research & Technology (IJERT)”, Volume 2, Issue No.3, Pages 1-6, March 2013.
- [14]. Ricardo Vázquez-Martín , Antonio Bandera, “Spatio-temporal feature-based key frame detection from video shots using spectral clustering”, Elsevier, Pattern Recognition Letters, Volume 34, Issue 7, Pages 770–779, , May 2013.
- [15]. Rui Zhao, Wanli Ouyang and Xiaogang Wang, “Person Re-identification by Saliency Matching,” ICCV, Pages :2528- 2535, 2013.
- [16]. Thanh Hai Thai, Remi Coganne and Florent Retrait, “Camera Model Identification based on the Heteroscedastic Noise Model”, IEEE Transactions on Information Forensics and Security, Volume 23, Issue 1, Pages 250 – 263, Jan. 2014.
- [17]. Vijay Dhir & Sanjeev Kumar, ‘Review of various image contrast enhancement techniques’, Journal of Advanced Research in Computer Science and Software Engineering, volume. 4, no. 8, Pages. 110-113, 2014.
- [18]. Yazhou Liu, Pongsak Lasang, Mel Siegel, Quansen Sun, “Multi-sparse Descriptor: A Scale Invariant Feature for Pedestrian Detection”, Neurocomputing, Elsevier, Volume 184, Pages 55-65, April 2016
- [19]. Yichao Yan, Bingbing Ni Zhichao Song, Chao Ma, Yan Yan, and Xiaokang Yang, “Person Re-identification via Recurrent Feature Aggregation”, Pages 1-16, 2017.

- [20]. Zhong Zhou Feng Shi, and Wei Wu, “Learning Spatial and Temporal Extents of Human Actions for Action Detection”, IEEE Transactions On Multimedia, Volume. 17, NO. 4, APRIL 2015.
- [21]. Sujatha, K & Shalini Punithavathani, D, ‘Optimized ensemble decision-based multi-focus image fusion using binary genetic Grey-wolf optimizer in camera sensor networks”, Spinger, DOI: 10.1007/s11042-016-4312-3, Multimedia Tools and Applications .
- [22]. Venkatachalam K, Karthikeyan NK, Kannimuthu S (2016a) Comprehensive survey on semantic web service discovery and composition. Adv Nat Appl Sci AENSI Publ 10(5):32–40
- [23]. K. Venkatachalam, A. Devipriya, J. Maniraj, M. Sivaram, A. Ambikapathy, and S. A. Iraj, "A novel method of motor imagery classification using eeg signal," *Artificial intelligence in medicine*, vol. 103, p. 101787, 2020.